
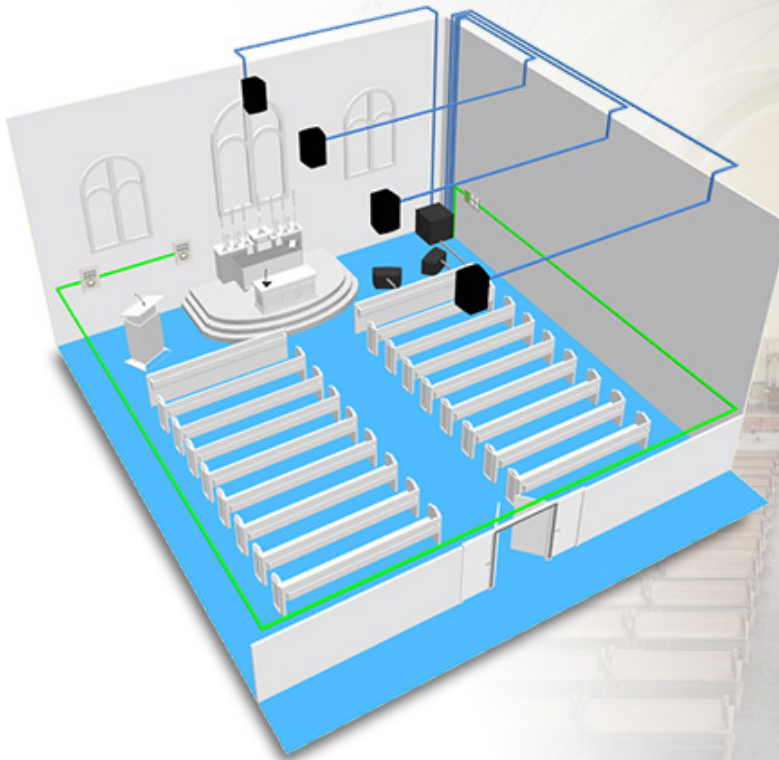


House of Worship: small



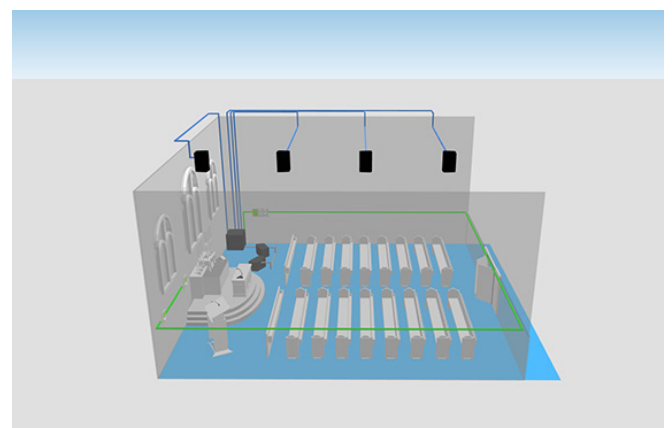
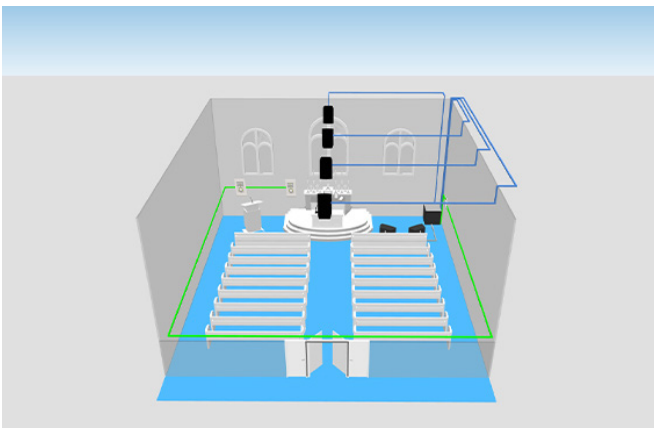
High quality time-aligned audio

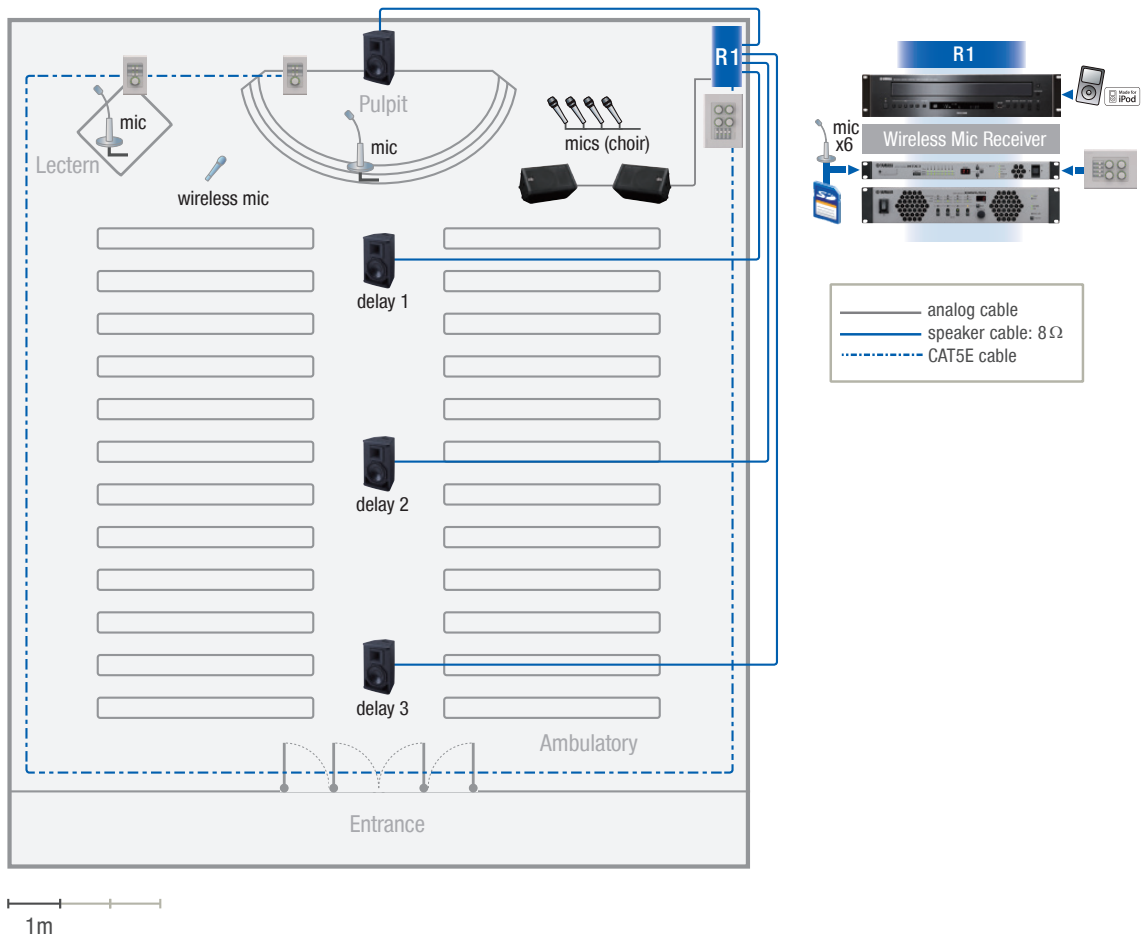
System Overview

To compensate for reflections and reverberation that can reduce intelligibility, multiple speakers have been located from the front to the rear of the room, each fed a signal delayed by a precise amount so that everyone in the room can hear clearly. Powered monitor speakers have been placed in front of the choir so that they can hear themselves when singing. The monitors are small powered types that can be quickly and easily removed when not needed.

Key Features

- Yamaha Installation Series speaker systems are used in distinguished theaters around the world for their ability to deliver clear, well-defined sound in reverberant rooms.
- DXR series powered speakers have compact, low profile enclosures that make them ideal for monitor applications.
- Speaker processing is handled by the MTX matrix processor, while daily operation can be conveniently carried out via DCP control panels.






Component List


Name	IF2108 speaker	DXR10 powered speaker	DCP4V4S controller	DCP1V4S controller	XMV4280 amplifier
Qty	4	2	1	2	1
Name	MTX3 matrix	CD-C600RK CD player			
Qty	1	1			


Cable List


Name	analog cable	speaker cable: 8 Ω	CAT5E cable
Length	55m	50m	50m


IF2108 speaker 	Components LF 8" woofer, 2" voice coil HF Rotatable constant directivity horn, 1" exit, 1.7" voice coil compression driver 90° x 60° (rotatable)
	Coverage Angle 8Ω Nominal Impedance Power Rating PGM 200W Sensitivity (1W,1m) 95dB SPL Continuous SPL (calculated) 115dB SPL Frequency Range (-10dB) 55Hz - 19kHz Connectors 2 x NL4 and barrier strip, wired in parallel Dimensions (W x H x D) 283 x 448 x 250mm (11.1" x 17.6" x 9.8") Weight 14.0kg (31.0lbs)


XMV4280 Amplifier 	Output Power 4Ω / 8Ω 280W x 4 1kHz, THD+N = 1% 4Ω / Double Power Mode 560W x 2 8Ω / Double Power Mode 560W x 2 High impedance 100V line/70V line 250W x 4 Voltage Gain RL=8Ω 31.7dB RL=8Ω/Double Power Mode 34.7dB 100V 38.2dB 70V 35.2dB RL=8Ω +4dBu Input Sensitivity 1kHz, half power ≥ 100dB S/N Ratio A-weighted ≤ 0.2% THD+N 1kHz, half power 0dB, ±1.0dB Frequency Response RL=8Ω, 100V/70V, Po=1W, 20Hz - 20kHz Maximum Input Level +24dBu Power Requirements 100V, 120V, 230V-240V; 50Hz/60Hz Dimensions (WxHxD) 480 x 88 x 422mm (18.9" x 3.5" x 16.6") Weight 8.1kg (17.9lbs)
---	---

DXR10 powered speaker 	Speaker type 2-way, Bi-amp powered speaker Bass-reflex Components LF 10" cone, 2" voice coil HF 1.4" diaphragm, 1" throat compression driver 90° x 60° Coverage Angle (H x V) 90° x 60° Maximum SPL (1m, on axis) 131dB SPL Output Power Dynamic 1100W (LF: 950W, HF: 150W) Frequency Range (-10dB) 56Hz - 20kHz Connectors INPUT XLR3-31 x 1 INPUT2 Phone x 2 INPUT3 RCA PIN x 2 THRU XLR3-32 x 1 (parallel with INPUT 1) LINK OUT XLR x 1 Power Requirements 100V - 240V, 50Hz/60Hz Dimensions (W x H x D) 305 x 502 x 310mm (12.0 x 19.7 x 12.2") Weight 14.6kg (32.2lbs)
--	--

MTX3 matrix 	Mixing Capacity Mixing Channel : 8 Mono + 3 Stereo + 2 Effect Return + 8 Insert Output Busses : 8 Mono Input CH Functions Mono CH : 3-band PEQ, Comp, Gate, Auto Gain Control, Feedback suppressor (only available in ch 1-4) Stereo CH: 3-band PEQ, Comp, Auto Gain Control 48kHz / 44.1kHz Sampling frequency Signal delay Less than 2.5ms (AD-DA @48kHz) Frequency Response 20Hz to 20kHz, +0.5dB, -1.5dB Dynamic range 107dB (Gain:-6dB) Power Requirements AC100V-240V; 50Hz / 60Hz Dimensions (W x H x D) 480 x 44 x 362mm (18.9" x 1.7" x 14.3") Weight 4.8kg (10.6lbs)
---	--

DCP4V4S controller 	Connectors 2x RJ45 Wiring Max cable length up to 200m, Up to 8 controllers per 1MTX with CAT5 cable Control Dimensions (WxHxD) RS485, Power over Ethernet US: 162 x 120 x 47mm (6.4 x 5.5 x 1.9") EU: 147 x 86 x 47mm (5.8 x 3.4 x 1.9") Weight not including wall box US: 235g (0.52lbs) EU: 175g (0.39lbs)
--	---

CD-C600RK CD player 	Frequency Response 20Hz-20kHz Response(±0.5dB) Harmonic Distortion+Noise ≤0.003% Signal-to-Noise Ratio ≥105dB Dynamic range ≥96 dB Output Level 2±0.3V (1kHz, 0dB) Dimensions (W x H x D) 480 x 116 x 405mm (18.9" x 4.5/8" x 16") Weight 6.9kg (15.2lbs)
---	--

DCP1V4S controller 	Connectors 2x RJ45 Wiring Max cable length up to 200m, Up to 8 controllers per 1MTX with CAT5 cable Control Dimensions (WxHxD) RS485, Power over Ethernet US: 70 x 120 x 47mm (2.8 x 5.5 x 1.9") EU: 86 x 86 x 47mm (3.4 x 3.4 x 1.9") Weight not including wall box US: 118g (0.26lbs) EU: 110g (0.24lbs)
--	---